

SAFETY PRECAUTIONS

1. The device must be installed by a qualified person,
2. Disconnect all power before working on the device. Don't touch any terminal when the power is ON.
3. Verify correct terminal connection when wiring.
4. Don't dismantle or repair the device whether it operates normally, otherwise no responsibility is assumed by producer and seller.
5. Never use the device at the site which can be invaded by corrode gas, strong sunshine light and rain.
6. Clean the device with a dry cloth.
7. Fail to follow these instructions will result in serious injury or death.

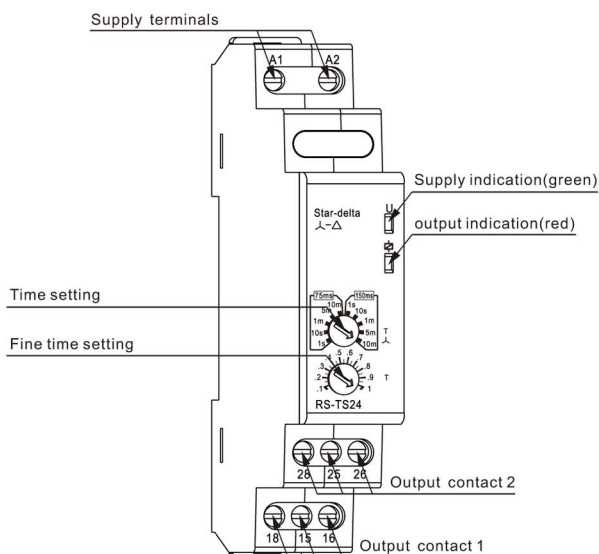
FEATURES

- Microcontroller based
- Star-delta start
- Star-delta transition time 75ms or 150ms
- 2 changeover contacts
- LED indication for power supply and relay status
- 1 module Din-rail mounting

TECHNICAL DATA

Model	RS-TS24
Supply terminals	A1,A2
Supply voltage	AC/DC 12-240V
Rated frequency	50/60Hz
Time range	t1(λ): 0.1s~10m, t2(λ-Δ): 75ms/150ms
Time setting	Potentiometer
Setting accuracy	<5%
Output contacts	2 C/O
Current rating	16A/AC1
Insulation voltage	250V
Protection degree	IP20
Pollution degree	3
Electrical life	10 ⁵
Mechanical life	10 ⁶
Altitude	2000m
Ambient temperature	-5°C~+40°C
Storage temperature	-10°C~+50°C
Wire size	0.5mm ² ~1mm ²
Torque	0.5Nm
Mounting	TH-35 DIN-Rail

APPEARANCE

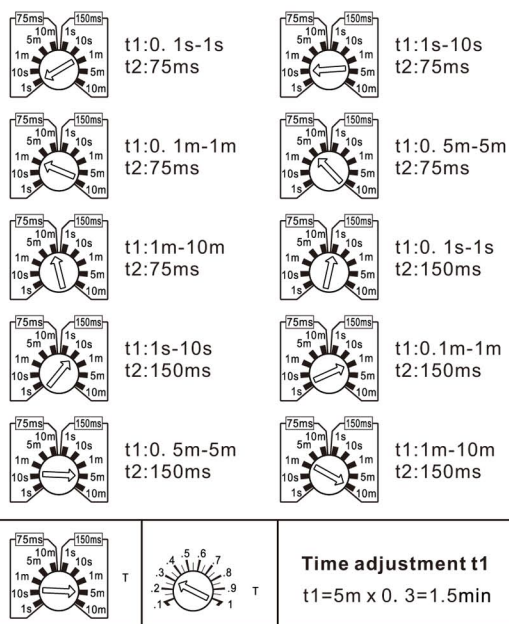


RS-TS SERIES

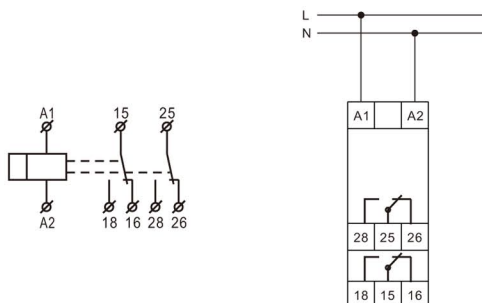
STAR-DELTA TIME RELAY

Please read complete instructions prior to installation and operation of the device.

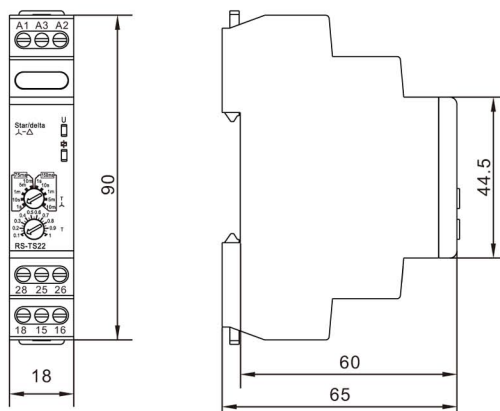
TIME RANGE



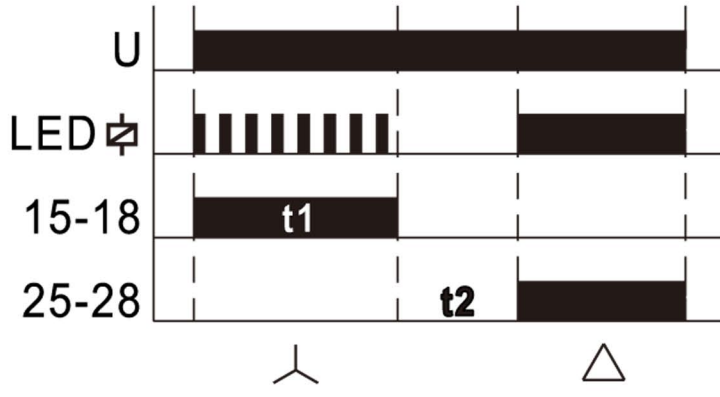
WIRING DIAGRAMS



DIMENSIONS



FUNCTION DIAGRAM



EXAMPLE OF APPLICATION

